



D

**FERRAGENS
DIVERSAS /**

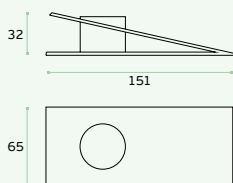
GENERAL
HARDWARE /
HERRAJES
DIVERSAS.

BATENTES / DOOR STOPPERS / TOPES DE PUERTA.



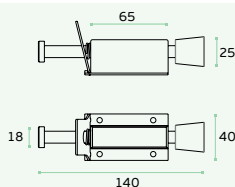
IN.23.133

EN 1.4301 - Satinado / Satin / Satin
Retentor de Porta / Door Stopper / Tope de Puerta



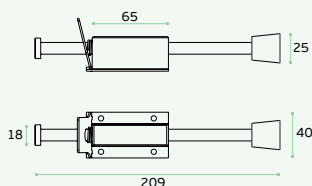
IN.23.125

EN 1.4301 - Satinado / Satin / Satin
Retentor de Porta / Door Stopper /
Tope de Puerta



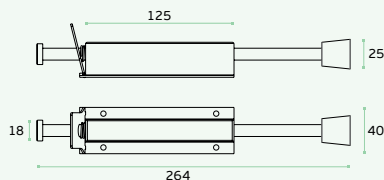
IN.23.126

EN 1.4301 - Satinado / Satin / Satin
Retentor de Porta / Door Stopper /
Tope de Puerta



IN.23.127

EN 1.4301 - Satinado / Satin / Satin
Retentor de Porta / Door Stopper /
Tope de Puerta

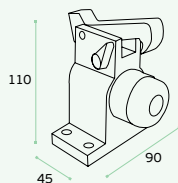




IN.13.010

EN 1.4301 - Satinado / Satin / Satin

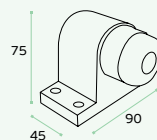
Batente de chão para portas pesadas com amortecedor e retentor / Door stopper for heavy doors with shock absorber and retainer / Tope de puerta para puertas pesadas con amortiguador y retenedor.



IN.13.011

EN 1.4301 - Satinado / Satin / Satin

Batente de chão para portas pesadas com amortecedor / Door stopper for heavy doors with shock absorber / Tope de puerta para puertas pesadas con amortiguador.





BATENTES / DOOR STOPPERS / TOPES DE PUERTA.

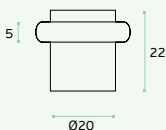


IN.13.106.20

EN 1.4301 - Satinado / Satin / Satin

Batente de Chão / Door Stopper / Tope de Puerta.

IN.13.106.20.ECO - EN 1.4372

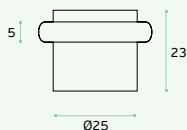


IN.13.106.25

EN 1.4301 - Satinado / Satin / Satin

Batente de Chão / Door Stopper / Tope de Puerta.

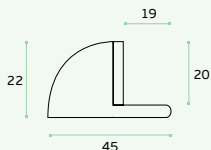
IN.13.106.25.ECO - EN 1.4372



IN.13.120

EN 1.4301 - Satinado / Satin / Satin

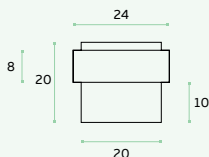
Batente de Chão / Door Stopper / Tope de Puerta.



IN.13.121.T.20

EN 1.4301 - Satinado / Satin / Satin

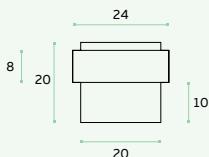
Batente de Chão / Door Stopper / Tope de Puerta.





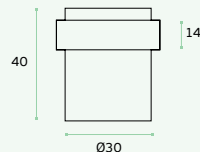
IN.13.121.20

EN 1.4301 - Satinado / Satin / Satin
Batente de Chão / Door Stopper / Tope de Puerta.
IN.13.121.20.ECO - EN 1.4372



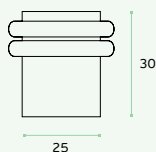
IN.13.121.30

EN 1.4301 - Satinado / Satin / Satin
Batente de Chão / Door Stopper / Tope de Puerta.
Também disponível em / Also available / También disponible:
IN.13.121.30.ECO - EN 1.4372



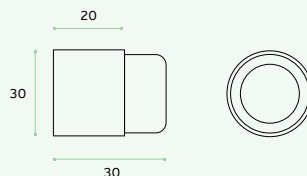
IN.13.122

EN 1.4301 - Satinado / Satin / Satin
Batente de Chão / Door Stopper / Tope de Puerta.



IN.13.110

EN 1.4301 - Satinado / Satin / Satin
Batente de porta para fixar na parede /
Door Stopper for wall fixing /
Tope de Puerta para fjar na pared.





BATENTES / DOOR STOPPERS / TOPES DE PUERTA.



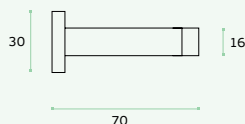
IN.13.123.CB.06

EN 1.4301 - Satinado / Satin / Satin

Batente de porta para fixar na parede /

Door Stopper for wall fixing /

Tope de Puerta para fjar na pared.



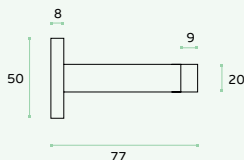
IN.13.123.CB

EN 1.4301 - Satinado / Satin / Satin

Batente de porta para fixar na parede /

Door Stopper for wall fixing /

Tope de Puerta para fjar na pared.




IN.13.123.SB

EN 1.4301 - Satinado / Satin / Satin

Batente de porta para fixar na parede /

Door Stopper for wall fixing /

Tope de Puerta para fjar na pared.

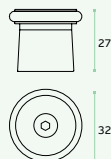


CF.13.020 INFORMAL

EN 1.4301 - Satinado / Satin / Satin

Batente de Chão / Door Stopper / Tope de Puerta.

Design: Catarina Fernandes

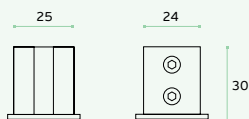




IN.13.241 SOFT

EN 1.4301 - Satinado / Satin / Satin

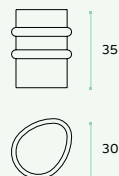
Batente de Chão / Door Stopper / Tope de Puerta.



IN.13.006 ERGO FORM

EN 1.4301 - Satinado / Satin / Satin

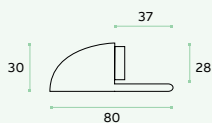
Batente de Chão / Door Stopper / Tope de Puerta.



IN.13.125

EN 1.4301 - Satinado / Satin / Satin

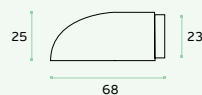
Batente de Chão / Door Stopper / Tope de Puerta.



IN.13.240

EN 1.4301 - Satinado / Satin / Satin

Batente de Chão / Door Stopper / Tope de Puerta.



BATENTES / DOOR STOPPERS / TOPES DE PUERTA.



SR.13.006.B SKIN

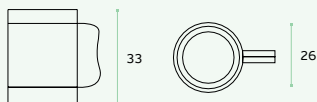
EN 1.4301 - Satinado / Satin / Satin

Pele Natural Castanho/

Natural Leather Brown / Cuero Natural Marron

Batente de Chão / Door Stopper / Tope de Puerta.

Design: Susana Ribeiro



SR.13.006.C SKIN

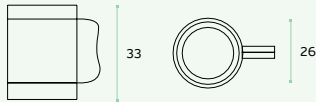
EN 1.4301 - Satinado / Satin / Satin

Pele Natural Camel /

Natural Leather Camel / Cuero Natural Camel

Batente de Chão / Door Stopper / Tope de Puerta.

Design: Susana Ribeiro



SR.13.006.N SKIN

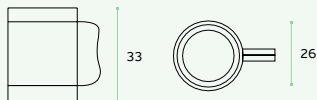
EN 1.4301 - Satinado / Satin / Satin

Pele Natural Preto/

Natural Leather Black / Cuero Natural Negro

Batente de Chão / Door Stopper / Tope de Puerta.

Design: Susana Ribeiro

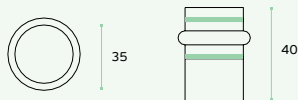


PQ.13.005 LIGHT

EN 1.4301 - Satinado / Satin / Satin

Batente de Chão fluorescente / Door Stopper with light emission / Tope de Puerta con fosforescencia.

Design: Pedro Queirós



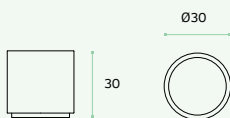


IN.13.185.30 LOFT

EN 1.4301 - Satinado / Satin / Satin

Batente de Chão / Door Stopper / Tope de Puerta.

Design: Christian Magalhães

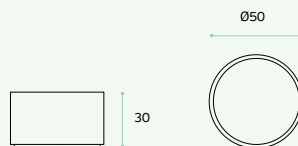


IN.13.185.50 LOFT

EN 1.4301 - Satinado / Satin / Satin

Batente de Chão / Door Stopper / Tope de Puerta.

Design: Christian Magalhães

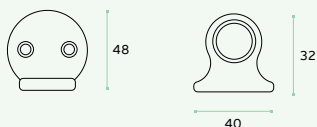


RR.13.005 SIMPULLPUSH

EN 1.4301 - Satinado / Satin / Satin

Batente de Chão / Door Stopper / Tope de Puerta.

Design: Rita Rodrigues

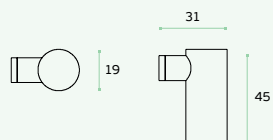


MV.13.020 TUBYK

EN 1.4301 - Satinado / Satin / Satin

Batente de Chão / Door Stopper / Tope de Puerta.

Design: Miguel Vasconcelos





BATENTES / DOOR STOPPERS / TOPES DE PUERTA.



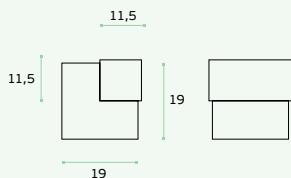
IN.13.119 QUADRO

EN 1.4301 - Satinado / Satin / Satin

IN.13.119.P QUADRO

EN 1.4301 - Polido / Mirror / Pulido

Batente de Chão / Door Stopper / Tope de Puerta.



IN.13.355 DUO

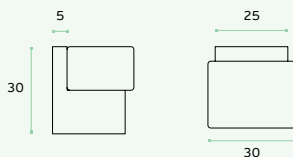
EN 1.4301 - Satinado / Satin / Satin

IN.13.355.P DUO

EN 1.4301 - Polido / Mirror / Pulido

Batente de Chão / Door Stopper / Tope de Puerta.

Design: Pedro Queirós



IN.13.356

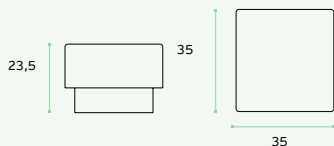
EN 1.4301 - Satinado / Satin / Satin

IN.13.356.P

EN 1.4301 - Polido / Mirror / Pulido

Batente de Chão / Door Stopper / Tope de Puerta.

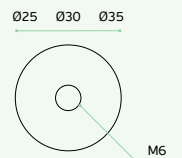
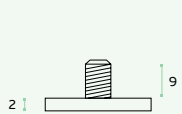
Design: Pedro Queirós





IN.13.BS.25 IN.13.BS.30 IN.13.BS.35

EN 1.4301 - Satinado / Satin / Satin
Base para batente de chão / Door stopper base /
Base para tope de puerta.



SKIN
SR.13.006.B.**BS30**

LOFT
IN.13.185.30.**BS35**

LIGHT
PQ.13.005.**BS35**

Exemplo / Example / Ejemplo



com adesivo
extra forte. /
with special
sticker /
con pegamento
extra fuerte.



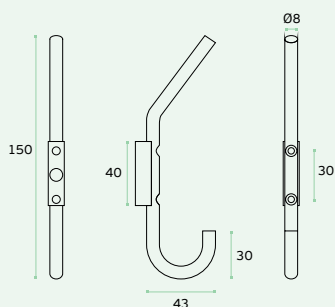


Cabide /
Hook /
Colgador.

CABIDE / HOOK / COLGADOR.

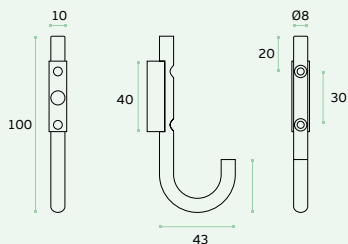
IN.14.544

Cabide / Hook / Colgador.
EN 1.4301 Satinado / Satin / Satin



IN.14.545

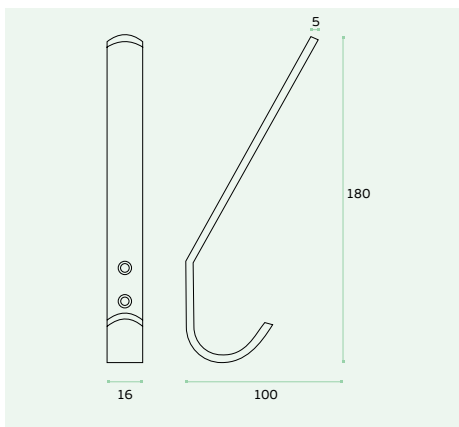
Cabide / Hook / Colgador.
EN 1.4301 Satinado / Satin / Satin



IN.14.540

Cabide / Hook / Colgador.

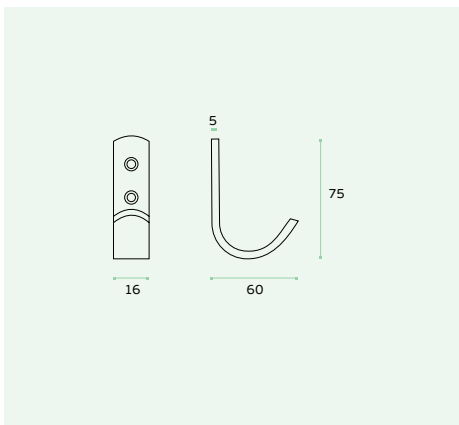
EN 1.4301 Satinado / Satin / Satin



IN.14.541

Cabide / Hook / Colgador.

EN 1.4301 Satinado / Satin / Satin





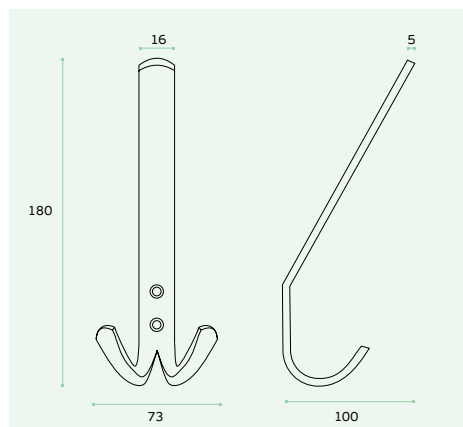
Cabide /
Hook /
Colgador.

CABIDE / HOOK / COLGADOR.

IN.14.542

Cabide / Hook / Colgador.

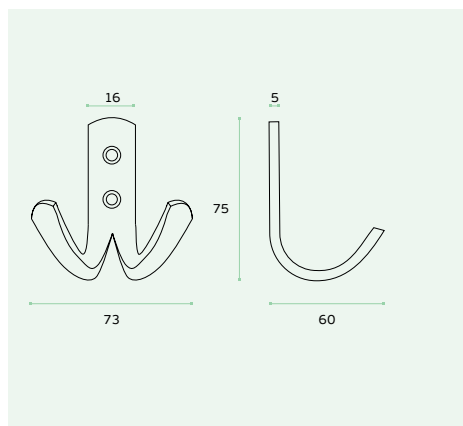
EN 1.4301 Satinado / Satin / Satin



IN.14.543

Cabide / Hook / Colgador.

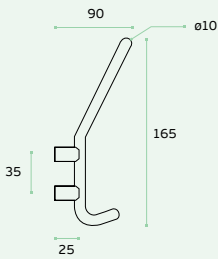
EN 1.4301 Satinado / Satin / Satin



IN.14.536

Cabide / Hook / Colgador.

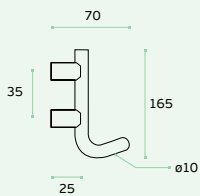
EN 1.4301 Satinado / Satin / Satin



IN.14.537

Cabide / Hook / Colgador.

EN 1.4301 Satinado / Satin / Satin





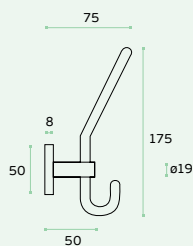
Cabide /
Hook /
Colgador.

CABIDE / HOOK / COLGADOR.

IN.14.538

Cabide / Hook / Colgador.

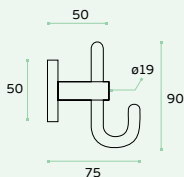
EN 1.4301 Satinado / Satin / Satin



IN.14.539

Cabide / Hook / Colgador.

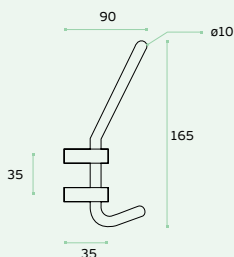
EN 1.4301 Satinado / Satin / Satin



IN.14.528

Cabide / Hook / Colgador.

EN 1.4301 Satinado / Satin / Satin



IN.14.509.35

Cabide / Hook / Colgador.

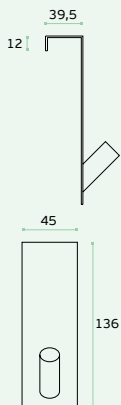
EN 1.4301

Satinado / Satin / Satin

Espessura da porta 35mm

Door Thickness 35mm

Espesor da Puerta 35mm



IN.14.509.19

Cabide / Hook / Colgador.

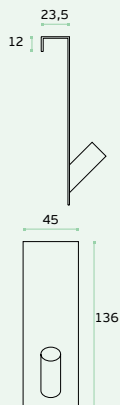
EN 1.4301

Satinado / Satin / Satin

Espessura da porta 19mm

Door Thickness 19mm

Espesor da Puerta 19mm





Cabide /
Hook /
Colgador.

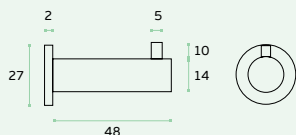
CABIDE / HOOK / COLGADOR.

IN.14.500

Cabide / Hook / Colgador.

EN 1.4301 Satinado / Satin / Satin

IN.14.500.G - Com adesivo/ with glue/ com pegamiento.

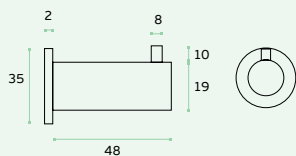


IN.14.501

Cabide / Hook / Colgador.

EN 1.4301 Satinado / Satin / Satin

IN.14.501.G - Com adesivo/ with glue/ com pegamiento.



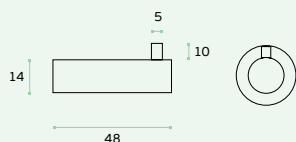
IN.14.501.V

Para vidro / for glass / para cristal

IN.14.505

Cabide / Hook / Colgador.

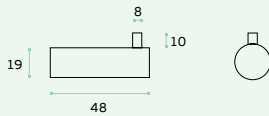
EN 1.4301 Satinado / Satin / Satin



IN.14.506

Cabide / Hook / Colgador.

EN 1.4301 Satinado / Satin / Satin

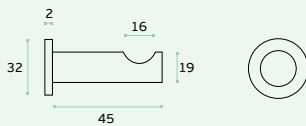


IN.14.510

Cabide / Hook / Colgador.

EN 1.4301 Satinado / Satin / Satin

IN.14.510.6 - Com adesivo/ with glue/ com pegamiento.



IN.14.510.V

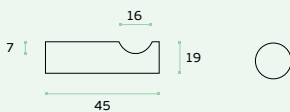
Para vidro / for glass / para cristal



IN.14.515

Cabide / Hook / Colgador.

EN 1.4301 Satinado / Satin / Satin





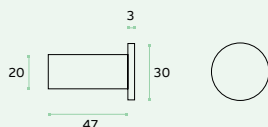
Cabide /
Hook /
Colgador.

CABIDE / HOOK / COLGADOR.

IN.14.520

Cabide / Hook / Colgador.

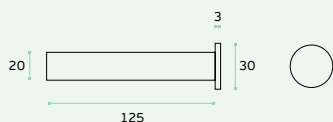
EN 1.4301 Satinado / Satin / Satin



IN.14.525

Cabide / Hook / Colgador.

EN 1.4301 Satinado / Satin / Satin



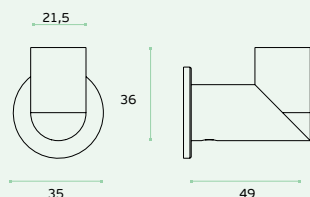
IN.14.418

Cabide / Hook / Colgador.

EN 1.4301 Satinado / Satin / Satin

Wengé

Design: Pedro Queirós



IN.14.601.S

Cabide / Hook / Colgador

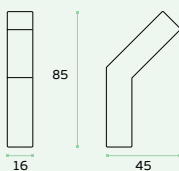
Aluminium / Aluminum

Cor Inox Satinado / Stainless Steel Color

IN.14.601.P Polido / Mirror

IN.14.601.B Preto escovado Mate / Black Matte Satin

Design: Christian Magalhães

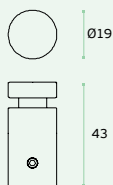


CS.14.004 MIMETIC

Cabide / Hook / Colgador.

EN 1.4401 Satinado / Satin / Satin

Design: Cátia Sul

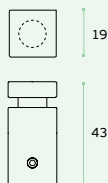


CS.14.004.Q MIMETIC

Cabide / Hook / Colgador.

EN 1.4401 Satinado / Satin / Satin

Design: Cátia Sul





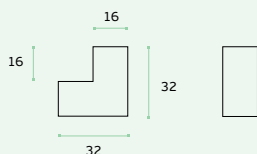
Cabide /
Hook /
Colgador.

CABIDE / HOOK / COLGADOR.

IN.14.177 QUADRO

Cabide / Hook / Colgador.

EN 1.4301 Satinado / Satin / Satin

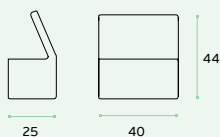


RV.14.002 SUBTIL

Cabide / Hook / Colgador.

EN 1.4301 Satinado / Satin / Satin

Design: Rui Viana

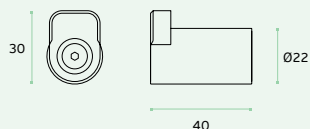


MR.14.006 MERIDIAN

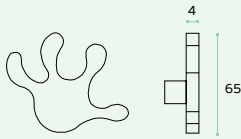
Cabide / Hook / Colgador.

EN 1.4301 Satinado / Satin / Satin

Design: Evol



AM.14.011 TOUCH IT
Cabide / Hook / Colgador.
EN 1.4301 Satinado / Satin / Satin
Design: Ana Moreira

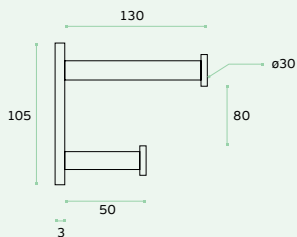




CABIDE / HOOK / COLGADOR.

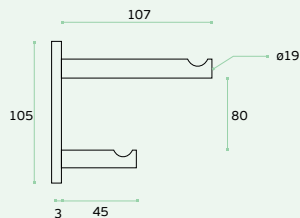
IN.14.526

Cabide Duplo / Double Hook / Colgador doble
EN 1.4301 Satinado / Satin / Satin



IN.14.527


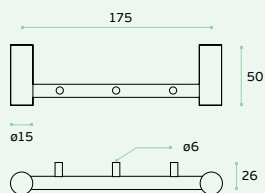
Cabide Duplo / Double Hook / Colgador doble
EN 1.4301 Satinado / Satin / Satin



IN.14.535

Cabide Triplo / Triple Hook / Colgador Triple.

EN 1.4301 Satinado / Satin / Satin





Cabide /
Hook /
Colgador.

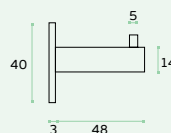
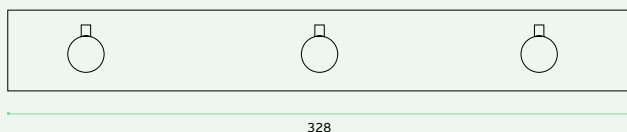
CABIDE / HOOK / COLGADOR.

IN.14.505.3

Cabide Triplo / Triple Hook / Colgador Triple.

EN 1.4301 Satinado / Satin / Satin

IN.14.505.3.G - Com adesivo/ with glue/ con pegamiento.

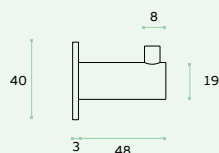
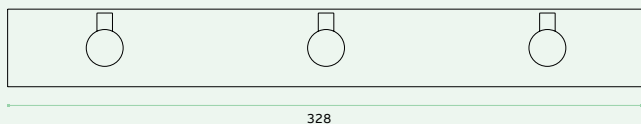


IN.14.506.3

Cabide Triplo / Triple Hook / Colgador Triple.

EN 1.4301 Satinado / Satin / Satin

IN.14.506.3.G - Com adesivo/ with glue/ con pegamiento.



IN.14.520.3

Cabide Triplo / Triple Hook / Colgador Triple.

EN 1.4301 Satinado / Satin / Satin

IN.14.520.3.G - Com adesivo/ with glue/ con pegamiento.




IN.14.177.3

Cabide Triplo / Triple Hook / Colgador Triple.

EN 1.4301 Satinado / Satin / Satin

IN.14.177.3.G - Com adesivo/ with glue/ con pegamiento.



CABIDE / HOOK / COLGADOR.

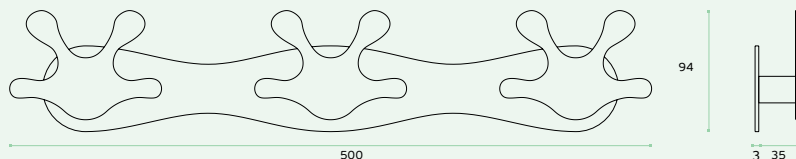
AM.14.012 TOUCH IT

Cabide Triplo / Triple Hook / Colgador Triple.

EN 1.4301 Satinado / Satin / Satin

AM.14.012.G - Com adesivo/ with glue/ con pegamiento.

Design: Ana Moreira

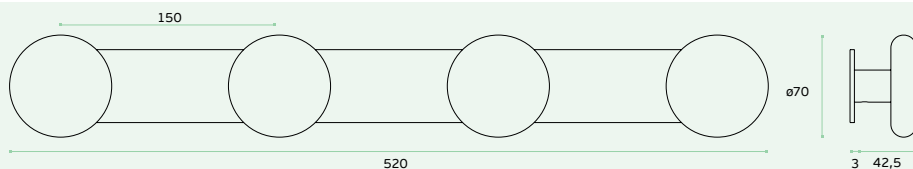


IN.14.600

Cabide Quádruplo / Quadruple Hook / Colgador Quádruplo.

EN 1.4301 Satinado / Satin / Satin

IN.14.600.G - Com adesivo/ with glue/ con pegamiento.



CABIDE / HOOK / COLGADOR.

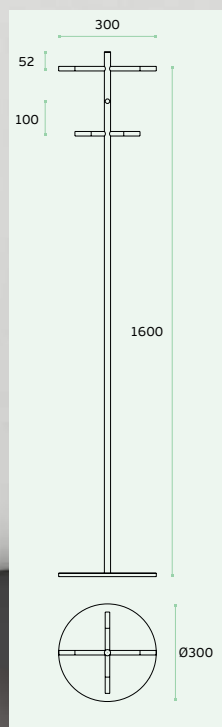
IN.14.533

Cabide de Pé / Floor Hook / Colgador de Suelo.

EN 1.4301 Satinado / Satin / Satin

Design: Pedro Queirós

Cabide /
Hook /
Colgador.

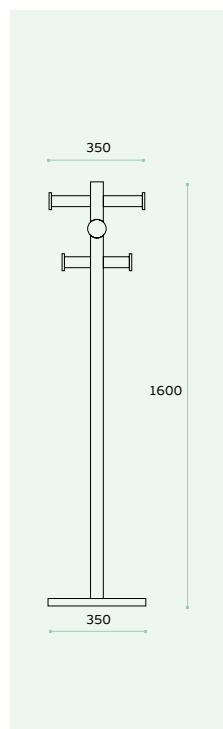




Cabide /
Hook /
Colgador.

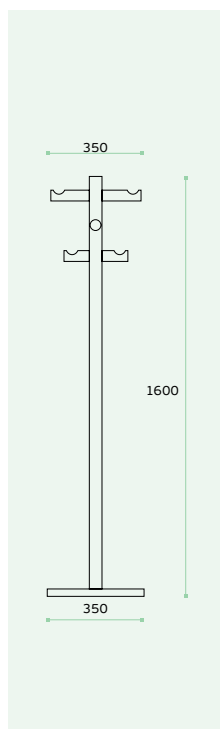
IN.14.531

Cabide de Pé / Floor Hook / Colgador de Suelo.
EN 1.4301 Satinado / Satin / Satin



IN.14.532

Cabide de Pé / Floor Hook / Colgador de Suelo.
EN 1.4301 Satinado / Satin / Satin

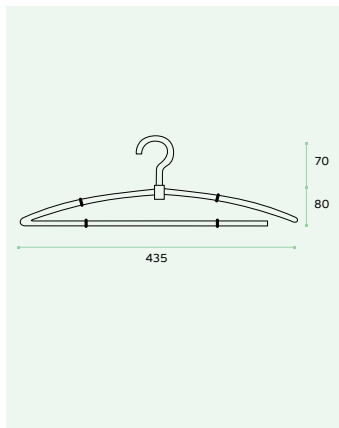


CRUZETA / CLOTH HANGER / PERCHA.

IN.23.412

Cruzeta / Cloth hanger / Percha.

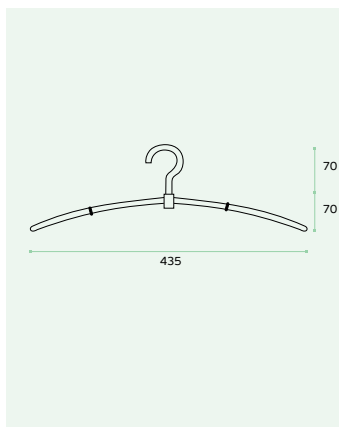
EN 1.4301 Satinado / Satin / Satin



IN.23.413

Cruzeta / Cloth hanger / Percha.

EN 1.4301 Satinado / Satin / Satin

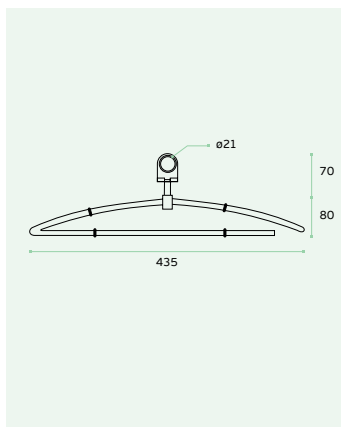




CRUZETA PARA HOTEL / HOTEL CLOTH HANGER / PERCHA PARA HOTEL.

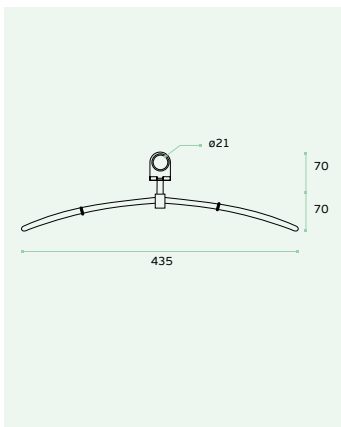
IN.23.410

Cruzeta para hotel /
Hotel Cloth hanger / Percha para hotel.
EN 1.4301 Satinado / Satin / Satin




IN.23.411

Cruzeta para hotel /
Hotel Cloth hanger / Percha para hotel.
EN 1.4301 Satinado / Satin / Satin



■ Cruzeta para hotel /
Hotel Cloth hanger /
Percha para hotel.

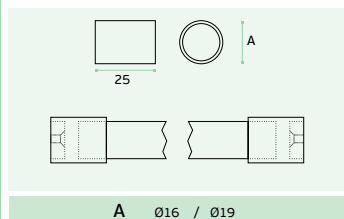




SUPORTES DE TUBO / TUBE SUPPORTS / SOPORTES DE TUBO.

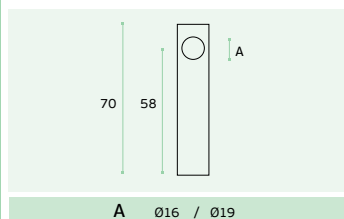
IN.23.542.16 IN.23.542.19

Suporte de Tubo /
Tube Support / Soporte de Tubo.
EN 1.4301 Satinado / Satin / Satin



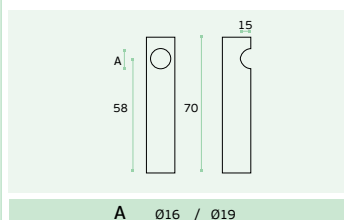
IN.23.543.16 IN.23.543.19

Suporte de Tubo /
Tube Support / Soporte de Tubo.
EN 1.4301 Satinado / Satin / Satin



IN.23.545.16 IN.23.545.19

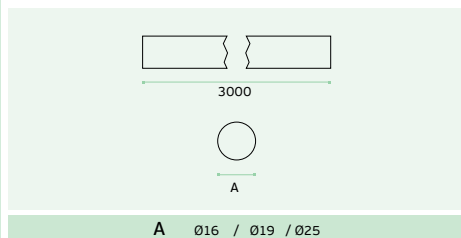
Suporte de Tubo /
Tube Support / Soporte de Tubo.
EN 1.4301 Satinado / Satin / Satin



IN.23.600.16 IN.23.600.19 IN.23.600.25

Tubo / Tube / Tubo.

EN 1.4301 Satinado / Satin / Satin



IN.23.544.16 IN.23.544.19 IN.15.016

IN.23.544.16: Ø16 IN.23.544.19: Ø19 IN.15.016: Ø25

Terminal para aplicar no tubo IN.23.600.16/19/25

A fixação desta peça é feita por encaixe. ///

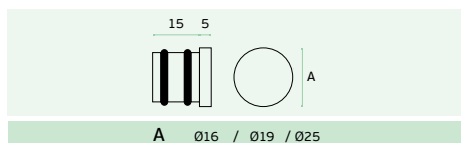
Terminal to apply in tube IN.23.600.16/19/25

The setting of this part is made by click. ///

Terminal a aplicarse en el tubo IN.23.600.16/19/25

El ajuste de esta parte es hecho por click.

EN 1.4301 Satinado / Satin / Satin

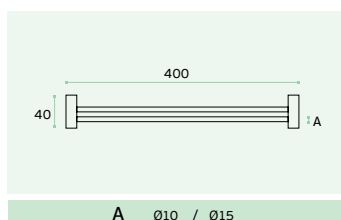


IN.43.590

Suporte de gravatas /

Tie support / Soporte de corbatas.

EN 1.4301 Satinado / Satin / Satin





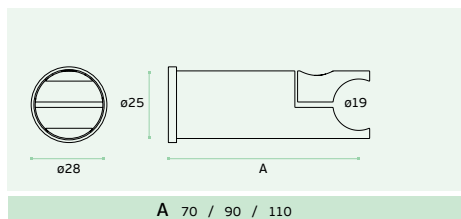
Suportes de tubo /
Tube supports /
Soporte de tubo.

SUPORTES DE TUBO / TUBE SUPPORTS / SOPORTES DE TUBO.

IN.23.550.70 IN.23.550.90 IN.23.550.110

Suporte de Cortinas / Curtains Support
/ Soporte de Cortinas.

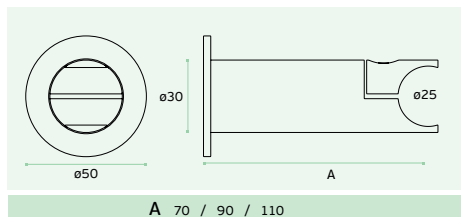
EN 1.4301 Satinado / Satin / Satin



IN.23.551.70 IN.23.551.90 IN.23.551.110

Suporte de Cortinas / Curtains Support
/ Soporte de Cortinas.

EN 1.4301 Satinado / Satin / Satin



IN.23.552.19 IN.23.552.25

Terminal para aplicar no tubo IN.23.600.19/25

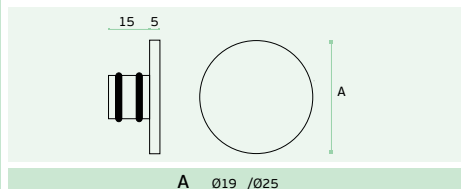
A fixação desta peça é feita por encaixe. ///

Terminal to apply in tube IN.23.600.19/25

The setting of this part is made by click. ///

Terminal a aplicarse en el tubo IN.23.600.19/25

El ajuste de esta parte es hecho por click.

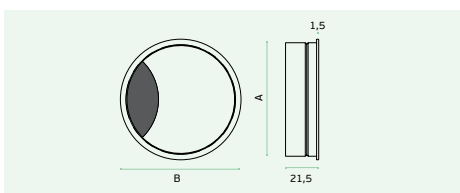


PASSA CABOS / CABLE CAP / PAIZA CABLE.

IN.22.140.60 IN.22.140.80

Passa Cabos / Cable Cap / Paiza Cable.

Aluminio Níquel Satinado / Satin Níquel / Níquelado Satin



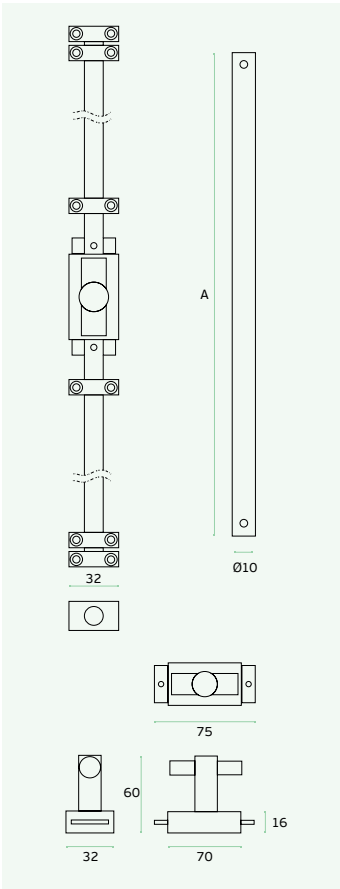
	IN.22.140.60	IN.22.140.80
A	60	80
B	65	85




FECHOS / BOLTS / COLGADORES.

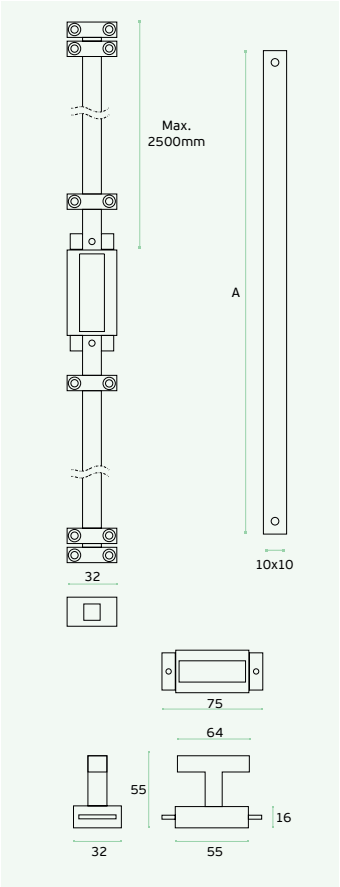
IN.17.605
Cremone. /
Window latch /
Cremona de ventana.
EN 1.4401
Satinado / Satin / Satin

REF.	A	
IN.17.605.10	1000	6
IN.17.605.12	1200	6
IN.17.605.15	1500	6
IN.17.605.20	2000	8
IN.17.605.25	2500	8
IN.17.605.30	3000	9
IN.17.605.35	3500	9
IN.17.605.40	4000	10



IN.17.607
Cremone. /
Window latch /
Cremona de ventana.
EN 1.4401
Satinado / Satin / Satin

REF.	A	
IN.17.607.10	1000	6
IN.17.607.12	1200	6
IN.17.607.15	1500	6
IN.17.607.20	2000	8
IN.17.607.25	2500	8
IN.17.607.30	3000	9
IN.17.607.35	3500	9






FECHOS / BOLTS / COLGADORES.

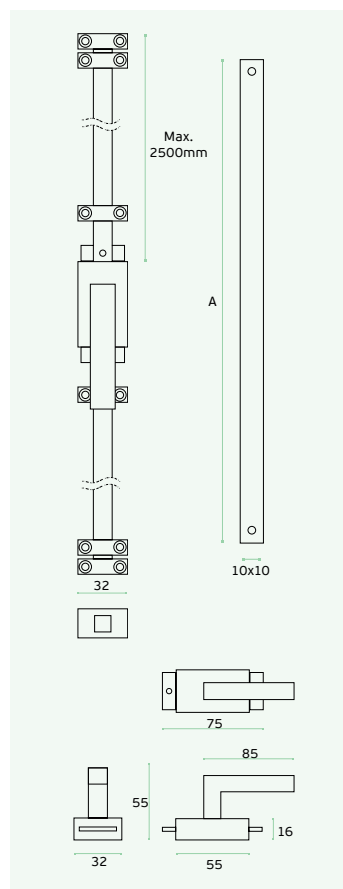
IN.17.608

Cremona. /
Window latch /
Cremona de ventana.

EN 1.4401

Satinado / Satin / Satin

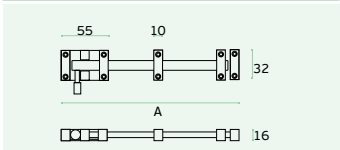
REF.	A	
IN.17.608.10	1000	6
IN.17.608.12	1200	6
IN.17.608.15	1500	6
IN.17.608.20	2000	8
IN.17.608.25	2500	8
IN.17.608.30	3000	9
IN.17.608.35	3500	9



IN.17.601

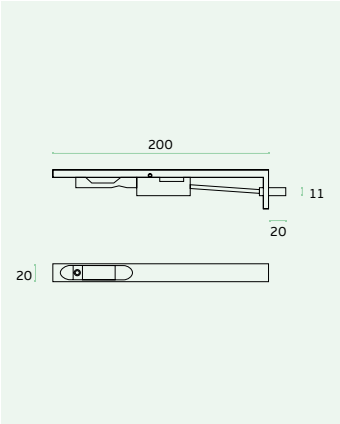
Fecho / Bolt / Pasador.
EN 1.4301 Satinado / Satin / Satin

REF.	A
IN.17.601.100	100
IN.17.601.150	150
IN.17.601.200	200
IN.17.601.250	250
IN.17.601.300	300
IN.17.601.400	400
IN.17.601.500	500
IN.17.601.600	600
IN.17.601.700	700
IN.17.601.800	800
IN.17.601.1000	1000



IN.17.602

Fecho de Embutir / Bolt / Pasador.
EN 1.4301 Satinado / Satin / Satin





Fechos /
Bolts /
Colgadores.

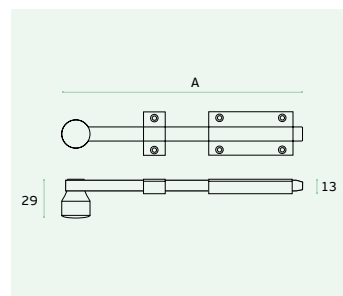
FECHOS / BOLTS / COLGADORES.

IN.17.603

Fecho / Bolt / Pasador.

EN 1.4301 Satinado / Satin / Satin

REF.	A
IN.17.603.200	200
IN.17.603.300	300
IN.17.603.400	400
IN.17.603.500	500

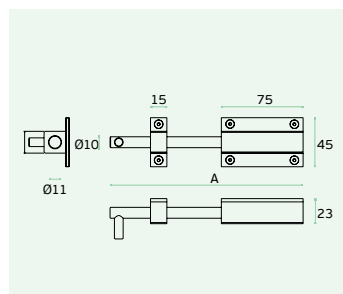


IN.17.612

Fecho / Bolt / Pasador.

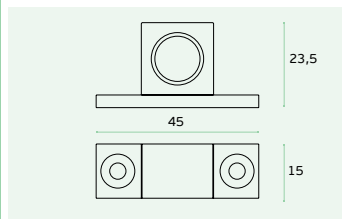
EN 1.4301 Satinado / Satin / Satin

REF.	A
IN.17.612.150	150
IN.17.612.250	250
IN.17.612.500	500



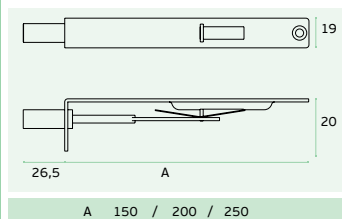
IN.17.613

Castanha para Fecho IN.17.612 /
Strike for Bolt IN.17.612 /
Encontro para Pasador IN.17.612.
EN 1.4301 Satinado / Satin / Satin



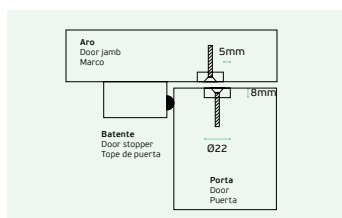
IN.17.614

Fecho / Bolt / Pasador.
EN 1.4301 Satinado / Satin / Satin



IN.17.010

Fecho magnético /
Concealed magnetic latch / Cierre magnetico.





■
Fechos /
Bolts /
Colgadores.



FECHOS / BOLTS / COLGADORES.

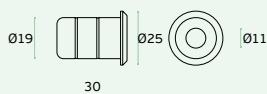
IN.17.400

Remate para fecho con mola /

Bolt strike with spring /

Cerradero de pasador con muelle.

EN 1.4301 Satinado / Satin / Satin



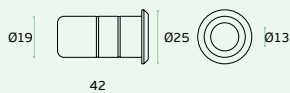
IN.17.401

Remate para fecho con mola /

Bolt strike with spring /

Cerradero de pasador con muelle.

EN 1.4301 Satinado / Satin / Satin


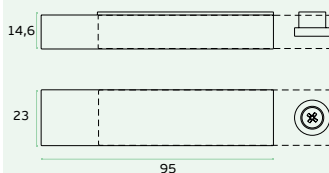


SM.035

Fecho / Bolt / Pasador.

EN 1.4301 Satinado / Satin / Satin

SM.035.P pulido / Mirror



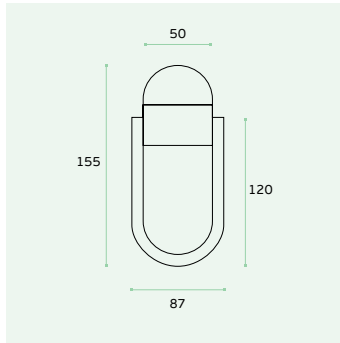


BATENTE DE PORTA / DOOR KNOCKERS / LLAMADORES DE PUERTA

IN.24.126

Batente de Porta / Door Knockers /
Llamador de Puerta.

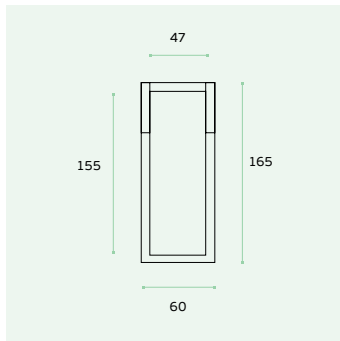
EN 1.4301 Satinado / Satin / Satin



IN.24.127

Batente de Porta / Door Knockers /
Llamador de Puerta.

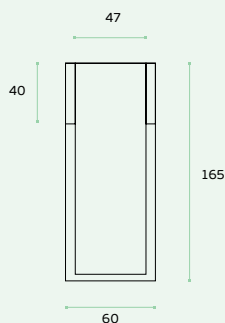
EN 1.4301 Satinado / Satin / Satin



IN.24.128

Batente de Porta / Door Knockers /
Llamador de Puerta.

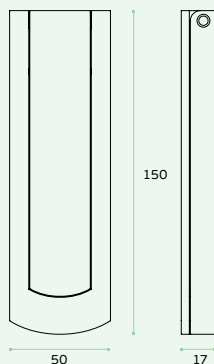
EN 1.4301 Satinado / Satin / Satin



IN.24.129

Batente de Porta / Door Knockers /
Llamador de Puerta.

EN 1.4301 Satinado / Satin / Satin

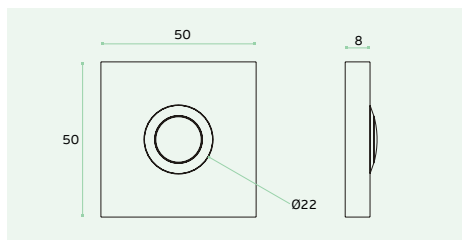




INTERRUPTORES / SWITCHES / INTERRUPTORES.

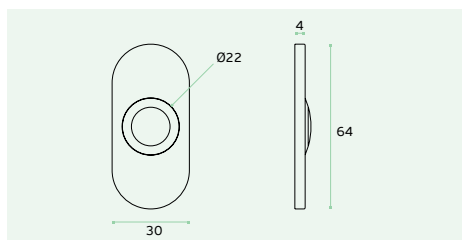
IN.24.201

Interruptor / Switch / Interruptor.
EN 1.4301 Satinado / Satin / Satin
12 volt max.



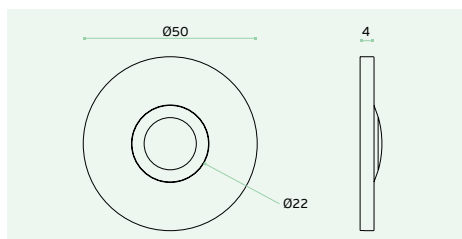
IN.24.202

Interruptor / Switch / Interruptor.
EN 1.4301 Satinado / Satin / Satin
12 volt max.



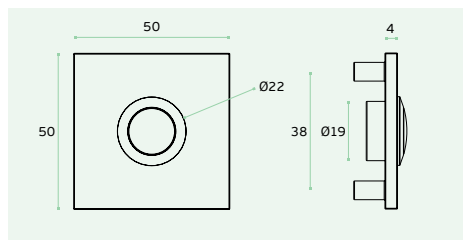
IN.24.203

Interruptor / Switch / Interruptor.
EN 1.4301 Satinado / Satin / Satin
12 volt max.



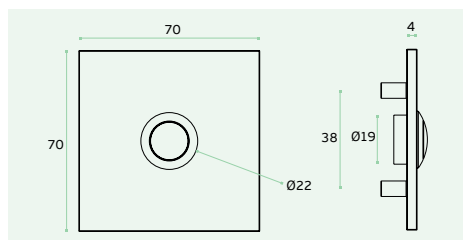
IN.24.204

Interruptor / Switch / Interruptor.
EN 1.4301 Satinado / Satin / Satin
12 volt max.



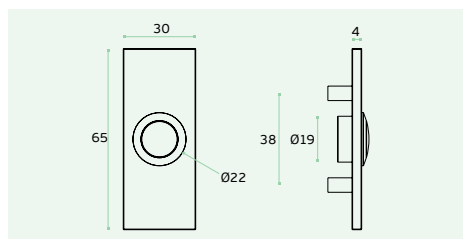
IN.24.205

Interruptor / Switch / Interruptor.
EN 1.4301 Satinado / Satin / Satin
12 volt max.



IN.24.206

Interruptor / Switch / Interruptor.
EN 1.4301 Satinado / Satin / Satin
12 volt max.

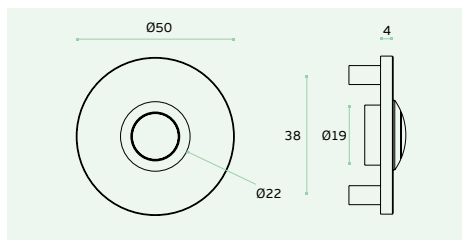




INTERRUPTORES / SWITCHES / INTERRUPTORES.

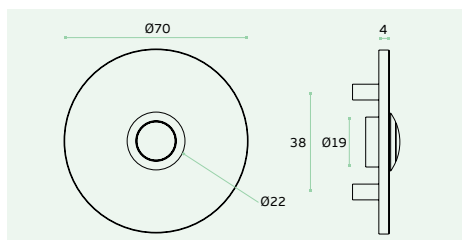
IN.24.207

Interruptor / Switch / Interruptor.
EN 1.4301 Satinado / Satin / Satin
12 volt max.



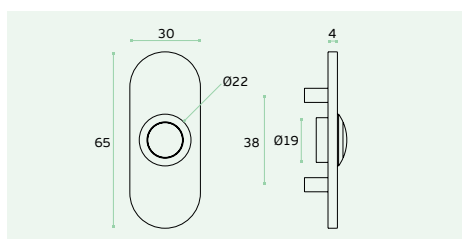
IN.24.208

Interruptor / Switch / Interruptor.
EN 1.4301 Satinado / Satin / Satin
12 volt max.



IN.24.209

Interruptor / Switch / Interruptor.
EN 1.4301 Satinado / Satin / Satin
12 volt max.



VISOR DE PORTA / DOOR VIEWER / MIRILLA DE PUERTAS.

IN.23.010 LOOK SAFE

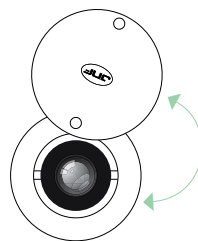
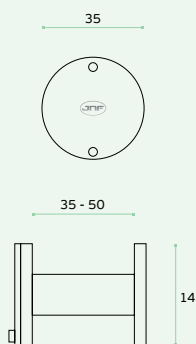
EN 1.4301 Satinado / Satin / Satin

Visor de porta / door viewer /
mirilla de puertas.

Lentes de cristal, corpo em aço inox/

Cristal lens, stainless steel body /

Lentes en cristal, cuerpo en acero inox.



CAIXAS DE CORREIO / MAILBOX / BUZÓN DE CORREO.

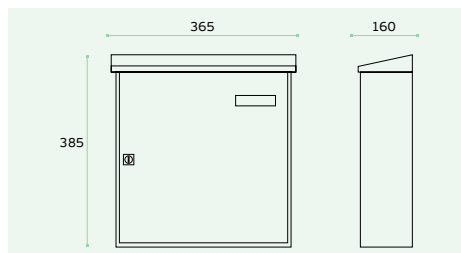
IN.24.543

Caixa de correio em conformidade com a norma europeia EN13724.
Fixação de parede. Pode ser instalada no exterior. Abertura superior
para entrada de correio com tampa de protecção de chuva.
Porta frontal para saída do correio com fechadura.
Fornecido com 3 chaves //

Mailbox designed in accordance with European standard EN13724. Wall fixing.
Possible to apply outside. Top opening for incoming mail with a protective
cap for the rain. Front door with lock to take out the mail. Supplied with 3 keys. //

Buzón de correo diseñado de acuerdo con la norma europea EN13724.
Sujecion de pared. Posible aplicar en el exterior. Apertura superior para el
correo con una tapa protectora de la lluvia. Puerta de salida de correo con
cerradura. Se suministra con 3 llaves.

EN 1.4401 Satinado / Satin / Satin




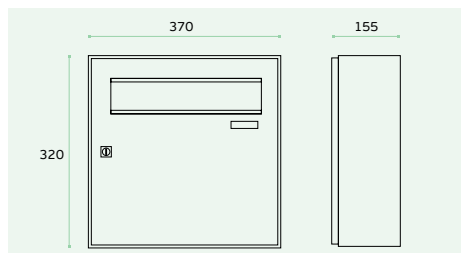
IN.24.544

Caixa de correio em conformidade com a norma europeia EN13724.
Fixação de parede. Pode ser instalada no exterior. Abertura frontal
para entrada de correio com tampa de protecção de chuva.
Porta frontal para saída do correio com fechadura.
Fornecido com 3 chaves //

Mailbox designed in accordance with European standard EN13724. Wall fixing.
Possible to apply outside. Front opening for incoming mail with a protective
cap of rain. Front door with lock to take out the mail. Supplied with 3 keys. //

Buzón de correo diseñado de acuerdo con la norma europea EN13724.
Sujecion de pared. Posible aplicar en el exterior. Apertura frontal para el
correo con una tapa protectora de la lluvia. Puerta de salida de correo con
cerradura. Se suministra con 3 llaves.

EN 1.4401 Satinado / Satin / Satin



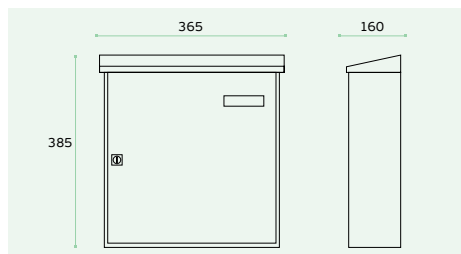

IN.24.545

Caixa de correio em conformidade com a norma europeia EN13724.
Acessos pelo interior e exterior. Possível aplicar no exterior.
Abertura frontal para entrada de correio com tampa de protecção de chuva. **Porta traseira para saída do correio com fechadura.**
Fornecido com 3 chaves //

Mailbox designed in accordance with European standard EN13724. Access from inside and outside. Possible to apply at exterior. Front opening for incoming mail with rain proof. Back door with lock to take out the mail .
Supplied with 3 keys //

Buzón de correo diseñado de acuerdo con la norma europea EN13724.
Con acceso por el interior y exterior. Posible aplicar en el exterior.
Abertura frontal para el correo con una tapa protectora de la lluvia.
Puerta de correo con cerradura . Se suministra con 3 llaves.

EN 1.4401 Satinado / Satin / Satin



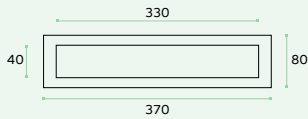


FRENTE DE CORREIO / LETTER PLATE / FRENTE DE CORREO.

IN.24.540

Frente de correio com mola /
Letter plate with spring / Frente de
correo con resorte.

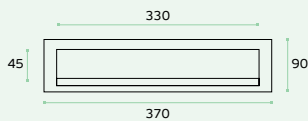
EN 1.4301 Satinado / Satin / Satin



IN.24.541

Frente de correio /
Letter plate / Frente de correo.

EN 1.4301 Satinado / Satin / Satin

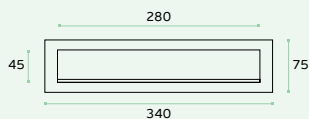


IN.24.542

Frente de correio /

Letter plate / Frente de correio.

EN 1.4301 Satinado / Satin / Satin

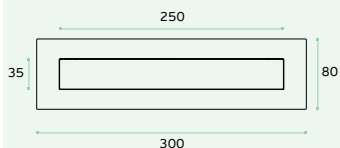


IN.24.547

Frente de correio com mola /

Letter plate with spring / Frente de
correio com resorte.

EN 1.4301 Satinado / Satin / Satin





VENTILADORES / VENTILATORS / REJILLAS.

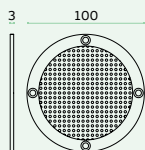
IN.23.028

Ventilador com fixação por parafuso /

Ventilator with fixing screw /

Rejilla con tornillo de sujeción.

EN 1.4301 Satinado / Satin / Satin



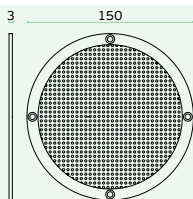
IN.23.029

Ventilador com fixação por parafuso /

Ventilator with fixing screw /

Rejilla con tornillo de sujeción.

EN 1.4301 Satinado / Satin / Satin



IN.23.030.A

Ventilador com fixação oculta /

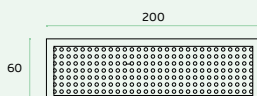
Ventilator with concealed Fixing /

Rejilla con sujeción Oculta.

EN 1.4301 Satinado / Satin / Satin

IN.23.030.P

Com parafusos/ With Screw/ Con tornillo.



IN.23.031.A

Ventilador com fixação oculta /

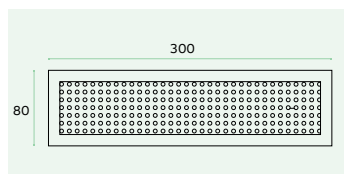
Ventilator with concealed Fixing /

Rejilla con sujeción Oculta.

EN 1.4301 Satinado / Satin / Satin

IN.23.031.P

Com parafusos/ With Screw/ Con
tornillo



IN.23.032.A

Ventilador com fixação oculta /

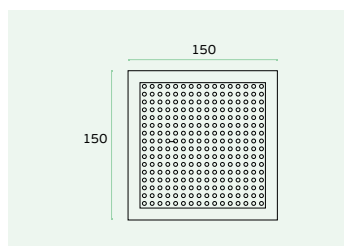

Ventilator with concealed Fixing /

Rejilla con sujeción Oculta.

EN 1.4301 Satinado / Satin / Satin

IN.23.032.P

Com parafusos/ With Screw/ Con
tornillo





Suportes para prateleira /
Shelf Supports /
Soportes para Bandeja.

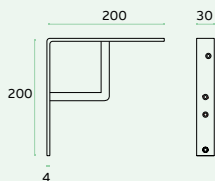
SUORTES PARA PRATELEIRA / SHELF SUPPORTS / SOPORTES PARA BANDEJA.

IN.70.001.200 IN.70.001.250

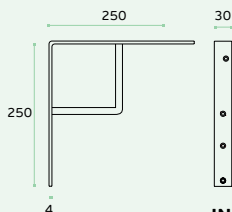
Cantoneira reforçada/

Reinforced Shelf Support - Soporte de bandeja reforzado.

EN 1.4301 Satinado / Satin / Satin



IN.70.001.200



IN.70.001.250

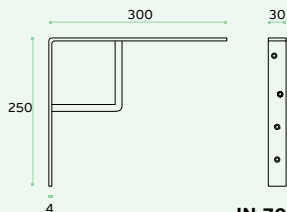


IN.70.001.300 IN.70.001.400

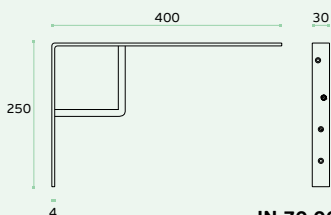
Cantoneira reforçada/

Reinforced shelf Support - Soporte de bandeja reforzado.

EN 1.4301 Satinado / Satin / Satin



IN.70.001.300



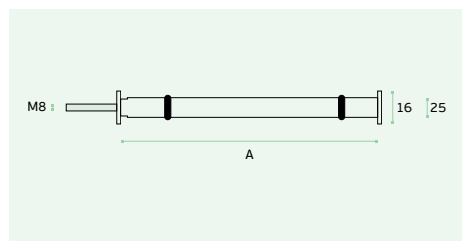
IN.70.001.400



IN.70.100.

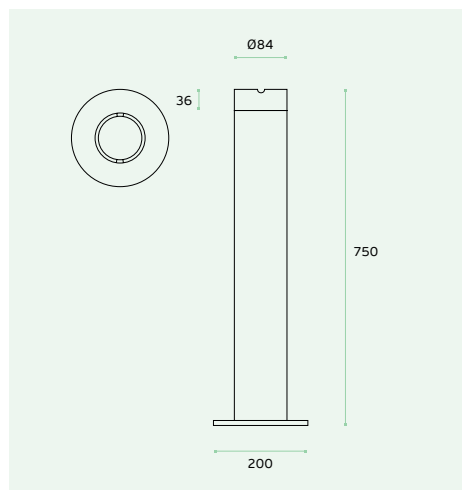
Suportes para prateleira /
Shelf supports - Soportes para bandeja.
EN 1.4301 Satinado / Satin / Satin

REF.	A
IN.70.100.150	150
IN.70.100.200	200
IN.70.100.250	250
IN.70.100.300	300



IN.25.452

Cinzeiro de pé /
Floor ashtray / Cinecero de suelo.
EN 1.4301 Satinado / Satin / Satin





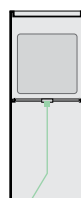
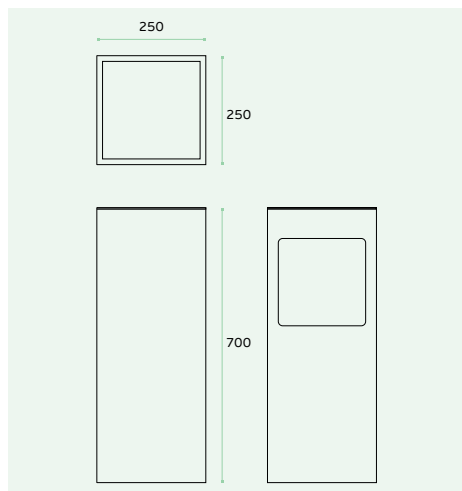
CINZEIROS / ASHTRAYS / CINECEROS.

IN.25.453

Cinzeiro e balde de lixo /

Ashtray and bin / Cinecero y papellera.

EN 1.4301 Satinado / Satin / Satin



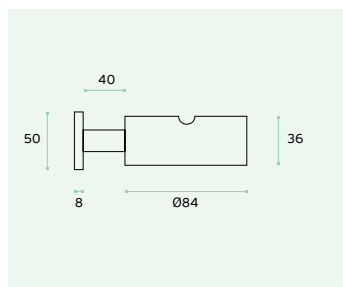
**Fixação
do saco do
lixo /**
Waste bag
holder /
Sujección
de la bolsa
para basura.

IN.25.450

Cinzeiro de parede /

Wall Ashtray / Cinecero de pared.

EN 1.4301 Satinado / Satin / Satin

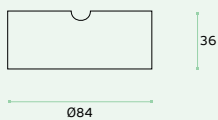


IN.25.451

Cinzeiro de mesa /

Table Ashtray / Cinecero de tabla.

EN 1.4301 Satinado / Satin / Satin





Funcional
Functional
Fonctionnelle
Funcional
Funktional

Desenho Inovador
Stylish Design
Design Innovateur
Diseño Inovador
Innovatives Design

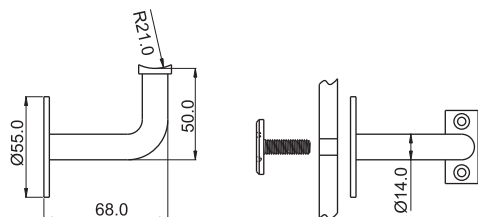
Intemporal
Timeless
Intemporelle
Intemporal
zeitlos

ACESSÓRIOS DE CORRIMÃO
HANDRAIL ACCESSORIES
ACCESSOIRES POUR GARDE-CORPS
ACESSÓRIOS DE PASAMANOS
ZUBEHÖR FÜR TREPPENGELÄNDER

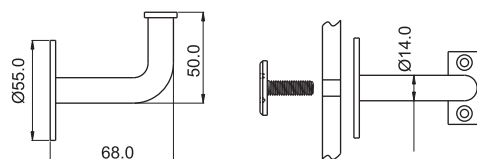
Acessórios de Corrimão

Handrail Accessories / Accessoires pour Garde-Corps /
 Accesorios de Pasamanos / Zubehör für Treppengeländer

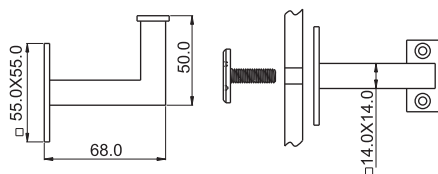
■ SC 02-42 / SCQV-05-42*



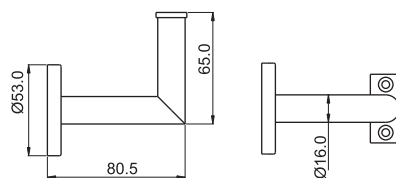
■ SC 01 / SCQV-06*



■ SCQ 03 / SCQV 03*



■ SC 04

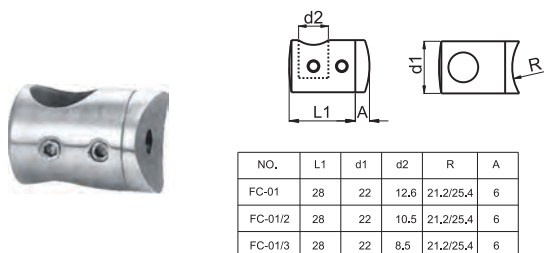


*Fixação a Vidro
 For Glass Fixing
 Fixation Verre
 Fijacion Cristal

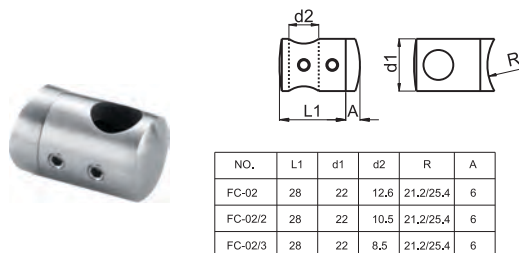
Acessórios de Corrimão

Handrail Accessories / Accessoires pour Garde-Corps /
Acessorios de Pasamanos / Zubehör für Treppengeländer

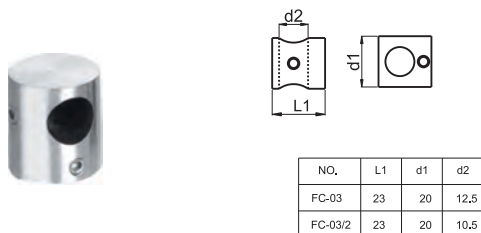
FC-01



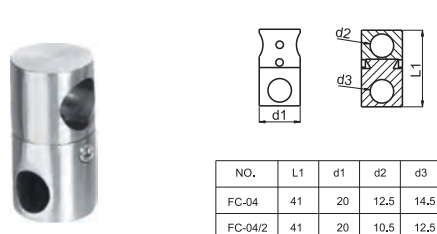
FC-02



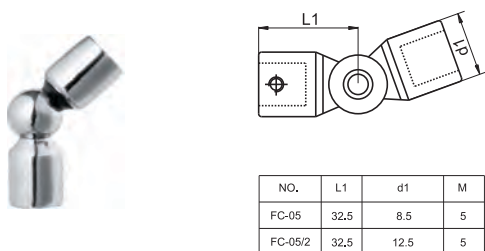
FC-03



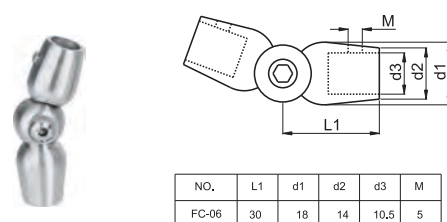
FC-04



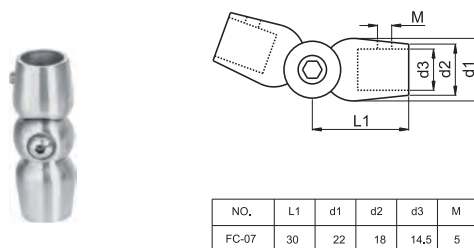
FC-05



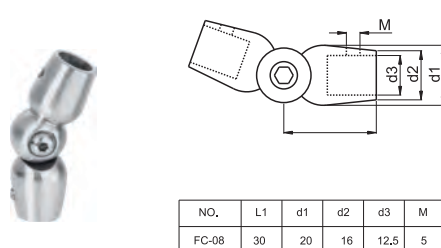
FC-06



FC-07



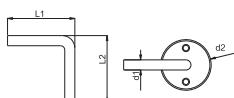
FC-08



Acessórios de Corrimão

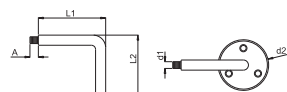
Handrail Accessories / Accessoires pour Garde-Corps /
Acessorios de Pasamanos / Zubehör für Treppengeländer

FC-09



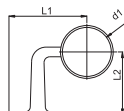
NO.	L1	L2	d1	d2
FC-09	80	80	12	60

FC-10



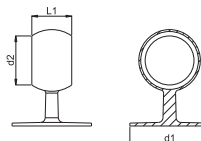
NO.	L1	L2	d1	d2	A
FC-10	80	80	M8	60	10

FC-11



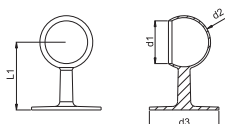
NO.	L1	L2	d1
FC-11	81	65	50,8
FC-11/2	81	65	42,4

FC-12



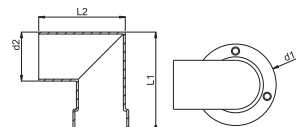
NO.	L1	d1	d2
FC-12	41,5	82,8	50,8
FC-12/1	41,5	82,8	42,4
FC-12/2	41,5	82,8	38
FC-12/3	41,5	82,8	32

FC-13



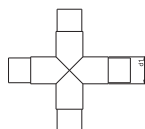
NO.	L1	d1	d2	d3
FC-13	70,3	50,8	55	72,5
FC-13/2	70,3	42,4	55	72,5
FC-13/3	70,3	38	55	72,5

FC-14



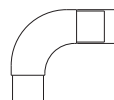
NO.	L1	L2	d1	d2
FC-14	103	90	84,5	50,8
FC-14/2	103	90	84,5	42,4

FC-15



NO.	d1
FC-15	42,4
FC-15/2	50,8

FC-16



NO.	d1
FC-16	42,4
FC-16/2	50,8

Acessórios de Corrimão

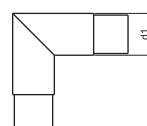
Handrail Accessories / Accessoires pour Garde-Corps /
Acessorios de Pasamanos / Zubehôr für Treppengeländer

FC-17



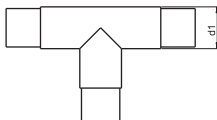
NO.	d1
FC-17	42.4
FC-17/2	50.8

FC-18



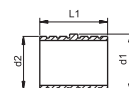
NO.	d1
FC-18	42.4
FC-18/2	50.8

FC-19



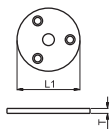
NO.	d1
FC-19	42.4
FC-19/2	50.8

FC-20



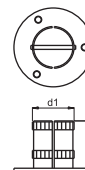
NO.	L1	d1	d2
FC-20	50	42.4	39
FC-20/2	55	50.8	48

FC-21



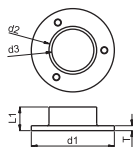
NO.	L1	T
FC-21	64	4

FC-22



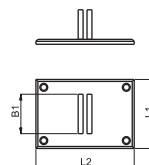
NO.	L1	L2	d1
FC-22	48	53	38
FC-22/2	48	53	42.4
FC-22/3	48	53	50.8

FC-23



NO.	L1	T	d1	d2	d3
FC-23	24	5	84.5	48.5	38.3
FC-23/2	24	5	84.5	48.5	42.8
FC-23/3	24	5	84.5	48.5	51.3

FC-24



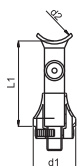
NO.	L1	L2	B1	B2
FC-24	70	100	40	10

Acessórios de Corrimão

Handrail Accessories / Accessoires pour Garde-Corps /

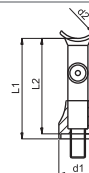
Acessorios de Pasamanos / Zubehör für Treppengeländer

FC-25



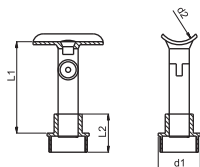
NO.	L1	d1	d2
FC-25	70	42.4	42.4
FC-25/2	70	50.8	50.8

FC-26



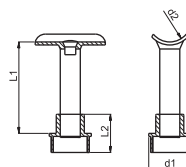
NO.	L1	L2	d1	d2
FC-26	80	75	32	32
FC-26/2	80	75	38	38
FC-26/3	80	75	42.4	42.4
FC-26/4	80	75	50.8	50.8

FC-27



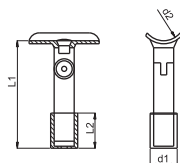
NO.	L1	L2	d1	d2
FC-27	100	50	50.8	50.8
FC-27/2	100	50	42.4	42.4

FC-28



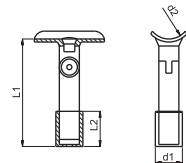
NO.	L1	L2	d1	d2
FC-28	100	50	50.8	50.8
FC-28/2	100	50	42.4	42.4

FC-29



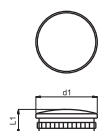
NO.	L1	L2	d1	d2
FC-29	100	35	25	50.8
FC-29/2	100	35	25	42.4

FC-30



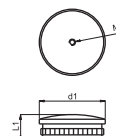
NO.	L1	L2	d1	d2
FC-30	100	35	25	50.8
FC-30/2	100	35	25	42.4

FC-31



NO.	L1	d1
FC-31	12	42.4
FC-31/2	12	50.8

FC-32



NO.	L1	M	d1
FC-32	12	8	42.4
FC-32/2	12	8	50.8

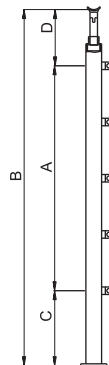
Acessórios de Corrimão

Handrail Accessories / Accessoires pour Garde-Corps /
 Accesorios de Pasamanos / Zubehör für Treppengeländer

■ PST-1

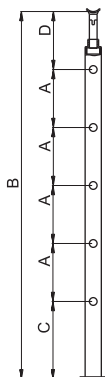


■ PST-2



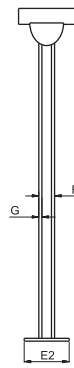
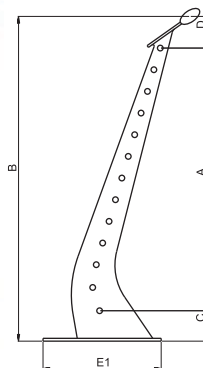
NO.	A	B	C	D
PST-2	450	870	210	210

■ PST-3



NO.	A	B	C	D
PST-3	150	950	200	150

■ PST-4



NO.	A	B	C	D	E1	E2	F	G
PST-4	569	1155	108	198	420	335	75	12